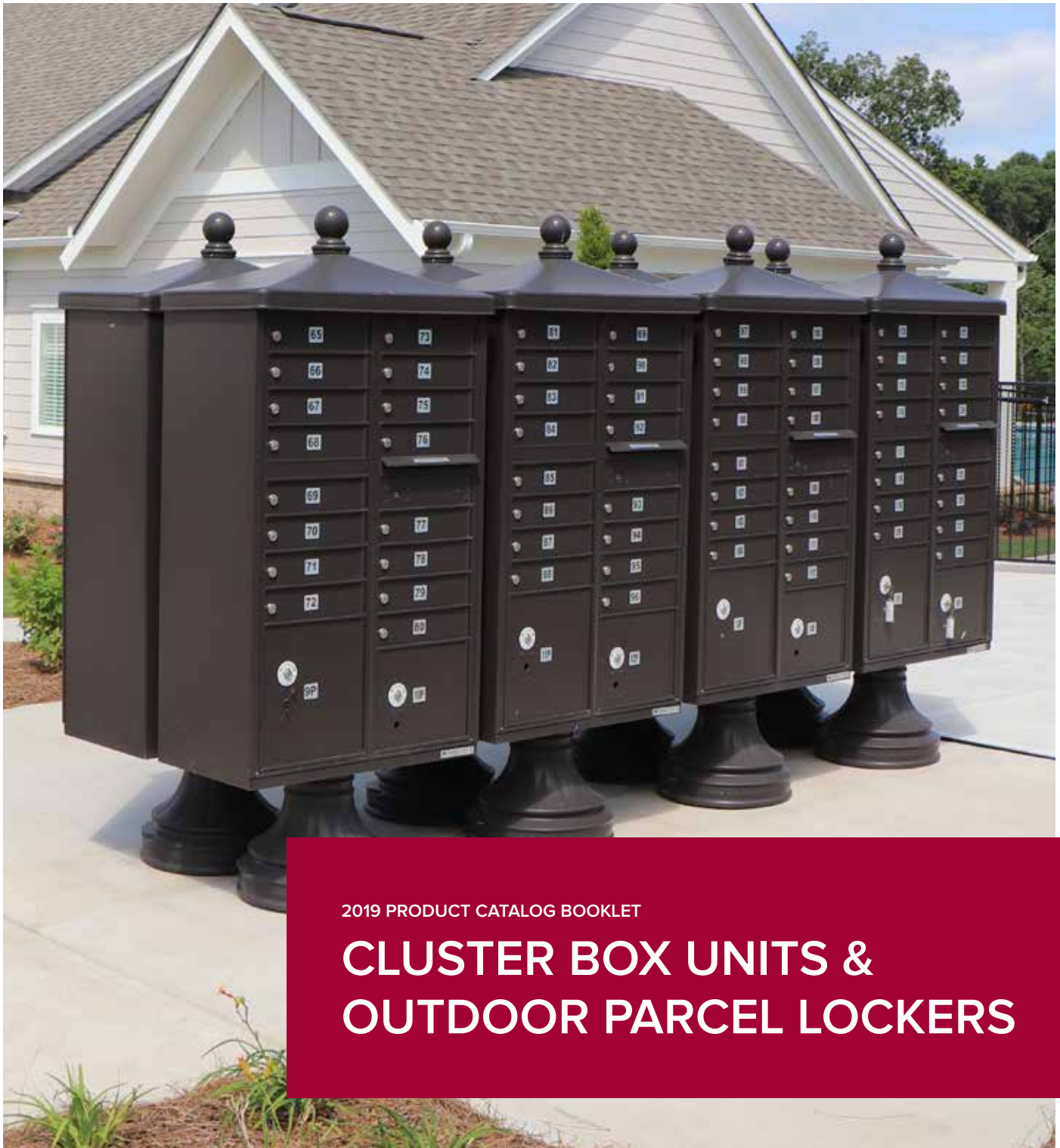


**FLORENCE**  
CORPORATION

CALL US  
800.275.1747

VISIT US ONLINE  
[FlorenceMailboxes.com](http://FlorenceMailboxes.com)



2019 PRODUCT CATALOG BOOKLET

# CLUSTER BOX UNITS & OUTDOOR PARCEL LOCKERS

# Cluster Box Units & Outdoor Parcel Lockers

Cluster Box Unit  
**CBU - vital™**

Cluster Box Accessories  
**CBU - vogue™**

Outdoor Parcel Locker  
**OPL - valiant™**



**CBU - vital™**  
1570-16 DB



**CBU - vogue™**  
1570-8T6 V2 DB



**OPL - valiant™**  
1590-T1 DB



**Florence "F" Series CBU is Officially Licensed by the US Postal Service**



The Florence vital™ 1570 series CBU line is an Officially Licensed CBU product of the US Postal Service for centralized mail delivery.

License #1CDSEQ-08-B-0012

Thoughtful planning ensures CBUs blend nicely into your community, creating a common gathering space for you and your neighbors

Conveniently located in a centralized area of your single or multifamily community

Furnishing residents with secure, cost effective solutions for mail and package delivery

Providing most efficient method of mail and package delivery to your community

Decorative accessories dress up standard units to complement your community's architectural style

Florence Dealers provide turnkey solutions, integrating USPS Approved Cluster Box Units & Outdoor Parcel Lockers into your community





See how proper planning mixed with good design results in beautiful communities.

Visit [www.florencemailboxes.com/case-studies](http://www.florencemailboxes.com/case-studies)

# Cluster Box Units

## FEATURES & OPTIONS

### CBU STANDARD COMPARTMENT SIZES

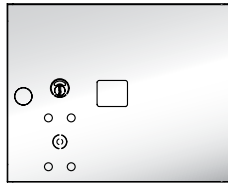
All CBU models are USPS Approved and pre-configured with standard tenant and parcel locker compartment heights which meet specific USPS regulations.

Note: All OPL parcel locker compartments are 19-5/8" H x 12" W


Tenant Compartment  
3" H x 12" W



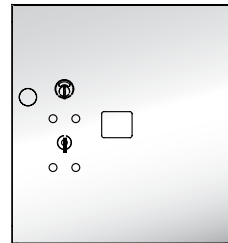
Parcel Locker Compartment  
9-7/8" H x 12" W



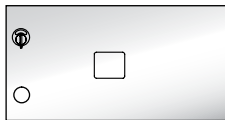
Tenant Compartment  
4-3/4" H x 12" W



Parcel Locker Compartment  
13-3/8" H x 12" W



Double High Tenant Compartment  
6-1/2" H x 12" W



### DOOR ID OPTIONS

**Decals:** All CBUs come standard with silver adhesive decals which are 1-1/2"H x 1-3/4"W. Black lettering can contain up to five characters (alpha and numeric) per decal.

**Engraving:** Custom engraving utilizes the USPS Standard US Block font and is 3/4" tall. All engraving can include up to 12 characters on one or two lines.



### COLOR OPTIONS

All cluster box unit types are available in six different architectural color options; all in a durable, powder coat finish.



Black (BK)



Dark Bronze (DB)



Forest Green (FG)



Sandstone (SD)



White (WH)



Postal Grey\* (PG)

\*Note: Postal Grey is USPS Approved for replacement only and is not intended for new installations.

PRODUCT DESIGN & SECURITY FEATURES



Sloped top for moisture runoff



Standard silver adhesive identification decals contain up to five characters (engraving optional)



Fully integrated parcel locker(s) with key trapping lock




Easy release handle to open master gate



Heavy-duty tenant cam lock with three keys



Rugged, weather-resistant powder coat finish in six architectural colors



Interlocking, overlapping seams and tight clearances to prevent prying



Integrated Outgoing Mail Slot with weather protection hood



Convenient solid aluminum integrated outgoing mail collection compartment prepped for USPS Arrow Lock




Stainless steel hold open door catch on each side of master gate



Aluminum comb prevents mail fishing in outgoing mail collection compartment




Heavy duty cam latches through frame for added security



Matching Aluminum Pedestal (included)

## vital™ Cluster Box Units

Pre-configured units include parcel lockers and outgoing mail collection to be used alone or in large groupings. Pedestal included ensures mailboxes and parcel lockers comply with USPS installation regulations. Available in six architectural colors (see page 7).




MODEL #	CBU TYPE	INSTALLED HEIGHT	INSTALLED WIDTH	INSTALLED DEPTH	PEDESTAL HEIGHT	WEIGHT (LBS)	STANDARD TENANT COMPARTMENT DIMENSIONS	MAILBOX COMPARTMENTS	PARCEL LOCKERS
1570-8XX	vital™ Type I CBU	62"	30-1/2"	18"	28-1/2"	144	3"H x 12"W x 15"D	8	2
1570-12XX	vital™ Type II CBU	62"	30-1/2"	18"	28-1/2"	144	3"H x 12"W x 15"D	12	1
1570-16XX	vital™ Type III CBU	62"	30-1/2"	18"	14-1/2"	175	3"H x 12"W x 15"D	16	2
1570-13XX	vital™ Type IV CBU	62"	30-1/2"	18"	14-1/2"	167	4-3/4"H x 12"W x 15"D	13	1
1570-4T5XX	vital™ Type V CBU	62"	30-1/2"	18"	28-1/2"	145	6-1/2"H x 12"W x 15"D	4	2
1570-8T6XX	vital™ Type VI CBU	62"	30-1/2"	18"	14-1/2"	176	3"H x 12"W x 15"D	8	4

Note: Exchange "XX" in Model # above for two-digit color reference: Black=BK Dark Bronze=DB Sandstone=SD Postal Grey=PG White = WH Forest Green = FG

## valiant™ Outdoor Parcel Lockers

Industry unique package delivery system with key trapping locks can be used alone or with CBU installation to accommodate USPS-delivered packages in a secure locker.



### Florence "F" Series CBU is Officially Licensed by the US Postal Service

The Florence vital™ 1570 series CBU line is an Officially Licensed CBU product of the US Postal Service for centralized mail delivery.

License #1CDSEQ-08-B-0012

MODEL #	OPL TYPE	INSTALLED HEIGHT	INSTALLED WIDTH	INSTALLED DEPTH	PEDESTAL HEIGHT	WEIGHT (LBS)	STANDARD TENANT COMPARTMENT DIMENSIONS	MAILBOX COMPARTMENTS	PARCEL LOCKERS
1590-T1XX	valiant™ Type I OPL	62"	16"	18"	14-1/2"	100	19-5/8"H x 12"W x 15"D	0	2
1590-T2XX	valiant™ Type II OPL	62"	30-1/2"	18"	14-1/2"	139	19-5/8"H x 12"W x 15"D	0	4

Note: Exchange "XX" in Model # above for two-digit color reference: Black=BK Dark Bronze=DB Sandstone=SD Postal Grey=PG White = WH Forest Green = FG

## vogue™ Cluster Box Accessories

Dress up the basic CBU and OPL with decorative accessories to complement your neighborhood. Color coordinating caps and pedestal covers are offered in two styles.



### CLASSIC



### TRADITIONAL



MODEL #	CBU/VOGUE COMBO TYPE	INSTALLED HEIGHT	INSTALLED WIDTH	INSTALLED DEPTH	WEIGHT (LBS)	STANDARD TENANT COMPARTMENT DIMENSIONS	MAILBOX COMPARTMENTS	PARCEL LOCKERS
1570-8VXX	Classic Type I CBU Combo	65-1/8"	33-7/8"	21-3/8"	182	3"H x 12"W x 15"D	8	2
1570-12VXX	Classic Type II CBU Combo	65-1/8"	33-7/8"	21-3/8"	182	3"H x 12"W x 15"D	12	1
1570-16VXX	Classic Type III CBU Combo	65-1/8"	33-7/8"	21-3/8"	206	3"H x 12"W x 15"D	16	2
1570-13VXX	Classic Type IV CBU Combo	65-1/8"	33-7/8"	21-3/8"	198	4-3/4"H x 12"W x 15"D	13	1
1570-4T5VXX	Classic Type V CBU Combo	65-1/8"	33-7/8"	21-3/8"	183	6-1/2"H x 12"W x 15"D	4	2
1570-8T6VXX	Classic Type VI CBU Combo	65-1/8"	33-7/8"	21-3/8"	207	3"H x 12"W x 15"D	8	4
1590-T1VXX	Classic Type I OPL Combo	65-1/8"	19-5/8"	21-3/8"	124	N/A	0	2
1590-T2VXX	Classic Type II OPL Combo	65-1/8"	33-7/8"	21-3/8"	182	N/A	0	4
1570-8V2XX	Traditional Type I CBU Combo	71-3/8"	31-5/8"	18-1/2"	177	3"H x 12"W x 15"D	8	2
1570-12V2XX	Traditional Type II CBU Combo	71-3/8"	31-5/8"	18-1/2"	177	3"H x 12"W x 15"D	12	1
1570-16V2XX	Traditional Type III CBU Combo	71-3/8"	31-5/8"	18-1/2"	203	3"H x 12"W x 15"D	16	2
1570-13V2XX	Traditional Type IV CBU Combo	71-3/8"	31-5/8"	18-1/2"	195	4-3/4"H x 12"W x 15"D	13	1
1570-4T5V2XX	Traditional Type V CBU Combo	71-3/8"	31-5/8"	18-1/2"	178	6-1/2"H x 12"W x 15"D	4	2
1570-8T6V2XX	Traditional Type VI CBU Combo	71-3/8"	31-5/8"	18-1/2"	204	3"H x 12"W x 15"D	8	4
1590-T1V2XX	Traditional Type I OPL Combo	71-3/8"	17-3/8"	18-1/2"	119	N/A	0	2
1590-T2V2XX	Traditional Type II OPL Combo	71-3/8"	31-5/8"	18-1/2"	178	N/A	0	4

Note: Exchange "XX" in Model # above for two-digit color reference: Black=BK Dark Bronze=DB Sandstone=SD Postal Grey=PG White = WH Forest Green = FG

## Your Trusted Partner in Commercial and Residential Centralized Mailbox Designs for Over 85 Years!

Like all great stories, ours started in a garage. Elbow grease, a sweaty brow. It's that kind of story. More than 85 years later, we're still hard at it; continually perfecting our craft, allowing you to perfect yours. You may take our products for granted. We take that as a compliment. Our products don't require attention or fuss. They're built smart, designed to work, and engineered to last.

We empower our customers with the products, the support, and the tools to design faster. Build smarter. Manage better. We understand that in a world of global commerce, demands of efficiency and last minute deadlines, you need a partner that can keep pace. You've met your match with Florence. Established. Dependable. Strong. It's not just what we make... it's what makes us.

**FLORENCE**  
CORPORATION  
Established. Dependable. Strong.

800.275.1747

[FlorenceMailboxes.com](http://FlorenceMailboxes.com)

